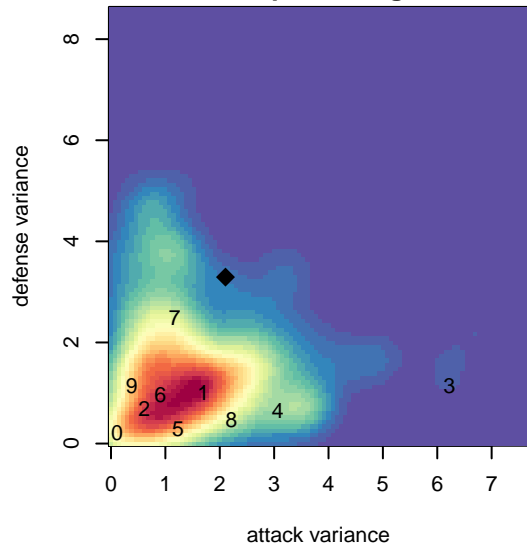
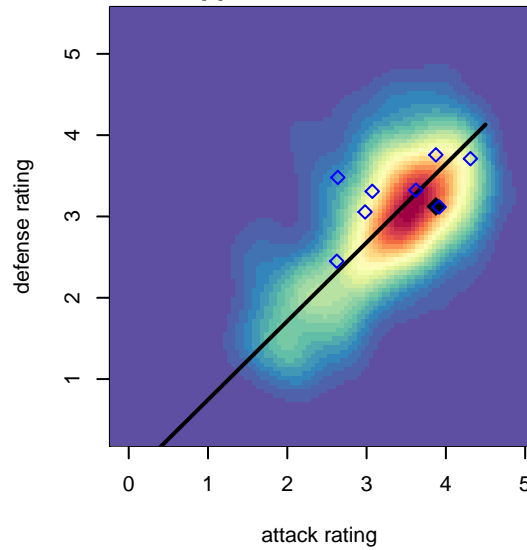


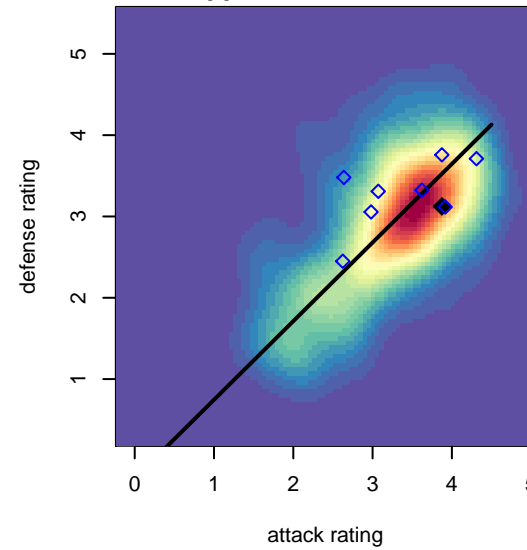
**attack and defense variance (black dot)
relative to other teams
and top 10 in region**



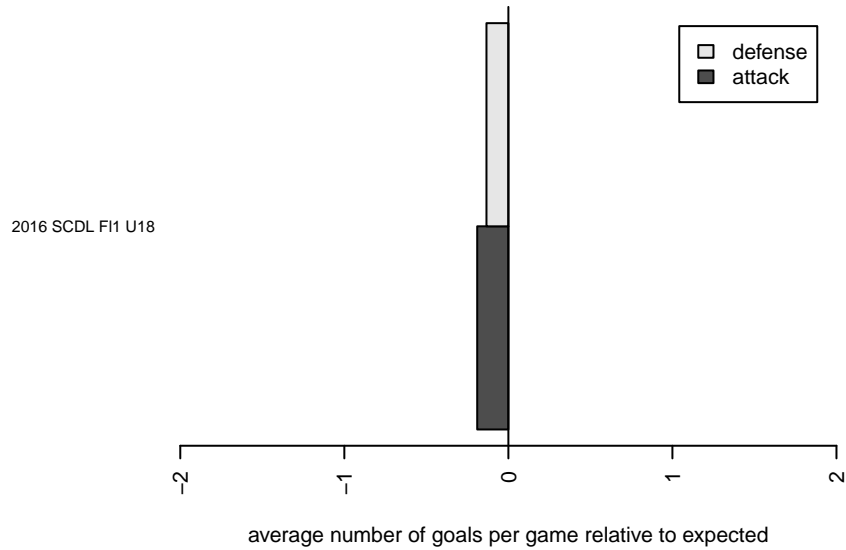
**attack and defense rating
relative to others at age
and all opponents in last 13 months**



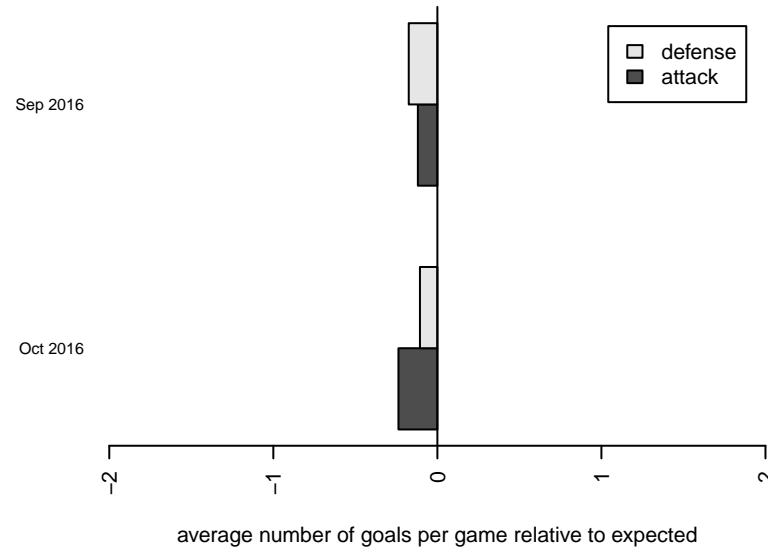
**attack and defense rating
relative to others at age
and all opponents in last 13 months**



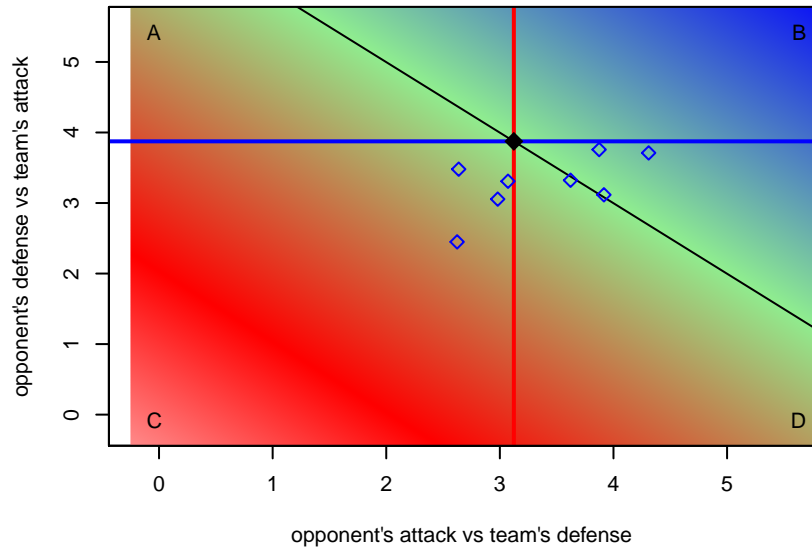
Performance relative to 13 month average



Performance relative to 13 month average



Distribution of opponents
 Red = Lose zone, Blue = Win zone, Green = Even
 Black line separates win/lose zones



lot. A=Neither has attack advantage, B=Opponent has both attack and defense advantage, C=Opponent has both attack and defense disadvantage, D=Both have

date	home		away		venue	pred.home	pred.away
6-11-25	CA Rush B99	1	Eastside FC Red B99	1	2016 LV Thanksgiving Classic LVTC U18 Go	1.85	1.45
6-11-25	CA Rush B99	5	Downtown LVSC Academy B99	0	2016 LV Thanksgiving Classic LVTC U18 Go	2.25	0.88
6-10-30	LA Galaxy South Bay Elite B99	0	CA Rush B99	0	2016 SCDL F11 U18	2.02	1.08
6-10-29	CA Rush B99	2	Crescenta Valley SC B99	0	2016 SCDL F11 U18	1.52	1.07
6-10-23	FC Premier Martinez B99	2	CA Rush B99	3	2016 SCDL F11 U18	0.56	3.63
6-10-16	CA Rush B99	1	Soccer Life Academy B99	1	2016 SCDL F11 U18	1.99	2.24
6-10-09	CA Rush B99	0	LA Galaxy South Bay Elite B99	1	2016 SCDL F11 U18	1.08	2.02
6-10-08	CA Rush B99	3	Strikers FC North B99	8	2016 SCDL F11 U18	1.12	3.45
6-09-25	Crescenta Valley SC B99	0	CA Rush B99	2	2016 SCDL F11 U18	1.07	1.52
6-09-24	CA Rush B99	3	FC Premier Martinez B99	1	2016 SCDL F11 U18	3.63	0.56
6-09-18	Los Angeles United FA Pre-Academy B99	1	CA Rush B99	4	2016 SCDL F11 U18	1.43	2.33
6-09-17	Soccer Life Academy B99	4	CA Rush B99	0	2016 SCDL F11 U18	2.24	1.99